

AISI 316 FF - IVR 660



Valvola a sfera a passaggio totale in acciaio inox AISI316.
 Attacchi filettati gas F/F.

AISI316 stainless steel full bore ball valve.

Threaded ends F/F.

Vanne à sphère à passage intégral en acier inox AISI316.

Tarudage pas gaz F/F.

Kugelhahn mit vollem Durchgang aus Edelstahl AISI316.

Anschlussgewinde I/I.

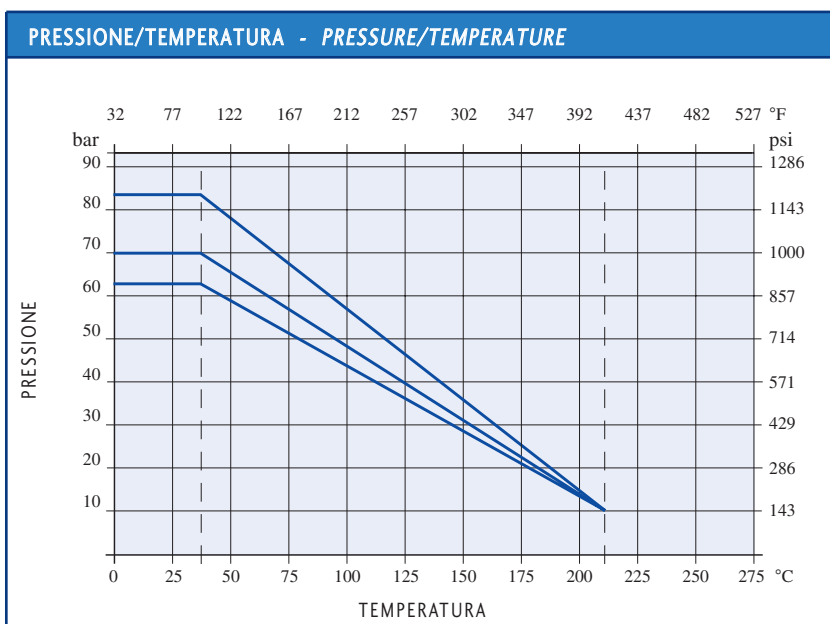
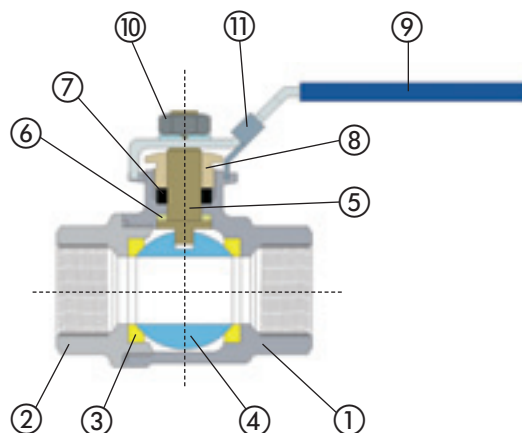


IMPIEGHI: Le valvole a sfera serie 660 sono adatte per impianti industriali, chimici ed alimentari.

APPLICATIONS: The 660 series are suitable for use in industrial, chemical and food plants.

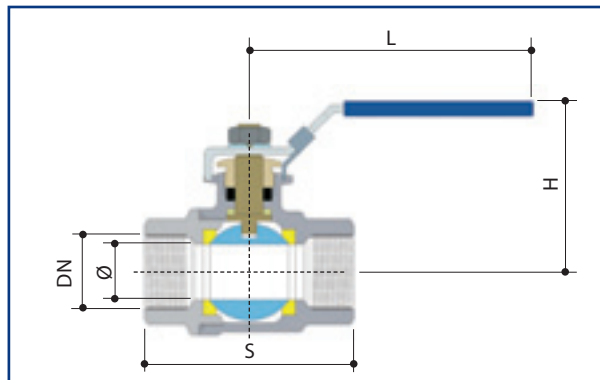


N. N.	DENOMINAZIONE PART NAME	MATERIALE MATERIAL	TRATTAMENTO TREATMENT
1	Corpo - Body	AISI316	
2	Manicotto - Body end	AISI316	
3	Seggio - Seat	PTFE caricato 15% vetro PTFE 15% glassfiber	
4	Sfera - Ball	AISI316	
5	Asta - Stem	AISI316	
6	Rondella - Seal	PTFE	
7	Guarn. asta - Stem seat	PTFE	
8	Premistoppa - Packing nut	AISI304	
9	Maniglia - Handle	AISI304	Rivestimento PVC - PVC coated
10	Dado - Nut	AISI304	
11	Bloccaggio - Locking	AISI304	



DATI TECNICI - TECHNICAL DATA

Pressione massima di esercizio <i>Max working pressure</i>	1/4" - 1" 85 bar 1"1/4" - 1"1/2" 70 bar 2" - 4" 65 bar
Temperatura massima di esercizio <i>Max working temperature</i>	-40°C + 220°C
Filettatura estremità <i>Threaded ends</i>	UNI ISO 228/1
Asta anticoppio <i>Anti blow-out stem</i>	
A richiesta: On request:	filettatura thread NPT ANSI B.1.20.1



DN	1/4"	3/8"	1/2"	3/4"	1"	1"1/4	1"1/2	2"	2"1/2	3"	4"
Ø	11,5	12,5	15	20	25	32	40	50	65	76	94
S	49	49	55	66	78,5	90	98,5	120	147	172	220
H	48	48	52	57	75	80	95	96	125	135	160
L	100	100	100	115	150	150	180	180	245	245	278

Dimensioni in mm - Dimensions in mm

